



SUNICOP
Summer school
9.-15.07.2012

Environmental protection in the EU

Jelena Legčević, PhD



Horizontal measures

- EMAS
- Eco – label products

EMAS



EMAS Performance, Credibility, Transparency

The EU Eco-Management and Audit Scheme (EMAS)




COMMISSION
EUROPÉENNE




environment

What is EMAS?



- ❑ EMAS is a voluntary scheme which is designed to recognise and reward proactive organisations that go beyond what environmental laws expect of them and that constantly improve the way they interact with the environment.
- ❑ Once an organisation has proved that it is improving its environmental performance according to set objectives as verified by an independent body then it can begin using the EMAS logo.

What is EMAS?



Voluntary environmental management tool operative since 1995

Aim

Continual improvements in the environmental performance of companies and other organisations


Means

Tools allowing organisations to measure, evaluate, report and improve environmental performance


Outcomes

Better management of environmental issues and credible information on these issues

EMAS follows a Systematic “Plan-Do-Check-Act” Approach



What are the Core Elements of EMAS?



EMAS

Premium benchmark for environmental management

Performance

Carrying out annual updates of environmental policy targets and actions to implement and evaluate these targets


Credibility

Third party verification by independent auditors guarantees the value of both actions taken and disclosed information

Transparency

Environmental statements provide public information about the environmental performance of the organisation

Who can participate?



I


Organisations operating in **all economic sectors**. Participation in EMAS is open to all private and public sector organisations – large or small - which are dedicated to improving their overall environmental performance. This includes private companies in the industrial and manufacturing sectors and the service sector, and organisations in the public sector such as local authorities and governmental institutions.

II

Organisations located **inside or outside EU, EEA and Accession countries** (EMAS Global)* Organisations in all EU Member States and the 3 countries from the European Economic Area - Norway, Iceland and Liechtenstein – can participate in EMAS.

* It is in the realm of EU Member States to allow registration of organisations located outside EU, EEA and Accession Countries. Before introducing EMAS Global a number of practical and legal issues need to be clarified.

What are the Steps to EMAS Registration?



(1)

Environmental review of all its activities and assess them against existing environmental laws;

(2)

Environmental policy

(3)

Environmental programme

(4)

Environmental management system setting out its environment objectives and the means to achieve these objectives;

(5)

Environmental audit assessing the management system in place and compliance with relevant environmental regulatory requirements.


(6)

Environmental statement outlining its environmental policy, programme and management system, and summarising its environmental performance with the results achieved and the steps necessary for future improvements

(7)


Registration by Competent Body and use of EMAS logo

What are Benefits of EMAS Registration?



- (a) **Cost reductions:** better management of resources (e.g. energy and resources efficiency)
- (b) **Risk minimisation:** possibilities to reduce associated risk levels by assessing operational procedures
- (c) **Regulatory compliance:** greater awareness and knowledge of regulatory requirements
- (d) **Regulatory relief:** regulators may choose to relax regulatory requirements
- (e) **Improved relations with internal stakeholders:** employee involvement and training under EMAS can lead to improved employee morale
- (f) **Improved relations with external stakeholders:** EMAS registration of a site in close proximity to residents can enhance credibility and transparency
- (g) **Competitive advantage:** EMAS registration can lead to improved market access and increased market share

What are Costs of EMAS Registration?




Costs vary with the size and the sector of the organisation*

- (a) **Fixed costs:** assumed to be unrelated to staff numbers (e.g. registration fees, IT costs)
- (b) **External costs:** incurred by employing external consultancy to support EMAS implementation (e.g. employee training)
- (c) **Internal costs:** incurred by organisation staff to implement, administer and report on EMAS (e.g. internal audit)

* For detailed information about the costs of EMAS implementation and financial incentives, please contact your national [Competent Body](#)

EMAS Development



EMAS I	29 June 1993 1995	EMAS adopted by the European Council EMAS opens for participation by industrial companies
EMAS II	19 March 2001 27 April 2001	New Regulation adopted by the Council and the EP Entry into force of new <i>Regulation (EC)</i> <i>N°761/2001</i>
EMAS III	25 Nov 2009 11 Jan 2010	New Regulation adopted by the Council and the EP Entry into force of new <i>Regulation (EC)</i> <i>N°1221/2009</i>


New Provisions of EMAS III



I Improvement of applicability of scheme


II Strengthening visibility and outreach of scheme

In the Spotlight: Six Environmental Core Indicators



Environmental key area	Input/Impact
Energy efficiency	Total direct energy use: <i>total annual energy consumption, expressed in MWh or GJ</i> Total renewable energy use: <i>percentage of total annual consumption of energy (electricity and heat) produced by the organisation from renewable energy sources</i>
Material efficiency	Annual mass-flow of different materials used (excluding energy carriers and water): <i>in tonnes</i>
Water	Total annual water consumption: <i>in m³</i>
Waste	Total annual generation of waste: <i>in tonnes</i> Total annual generation of hazardous waste: <i>in kilograms or tonnes</i>
Biodiversity	Use of land: <i>in m² of built-up area</i>
Emissions	Total annual emission of greenhouse gases (incl. at least emissions of CO ₂ , CH ₄ , N ₂ O, HFCs, PFCs and SF ₆): <i>in tonnes of CO₂ equivalent</i> Total annual air emission (incl. at least emissions of SO ₂ , NO _x and PM): <i>in kilograms or tonnes</i>


In the Spotlight: EMAS Logo



One single logo



Links



- European Union: <http://www.europa.eu>
- EMAS Register: www.emas-register.eu
- EMAS Toolkit for small organisations: www.ec.europa.eu/environment/emas/toolkit/
- EMAS Easy: http://ec.europa.eu/environment/emas/tools/emaseasy_en.htm
- European Portal for SMEs: www.ec.europa.eu/enterprise/sme/
- EU Ecolabel: www.ec.europa.eu/environment/ecolabel/
- Green Public Procurement (GPP): www.ec.europa.eu/environment/gpp/index_en.htm
- Environmental Compliance Assistance Programme for SMEs (ECAP): www.ec.europa.eu/environment/sme/index_en.htm
- European Environment Agency: www.eea.europa.eu
- International Standard Organisation (ISO): www.iso.org



The EU Ecolabel



www.europa.eu.int/ecolabel

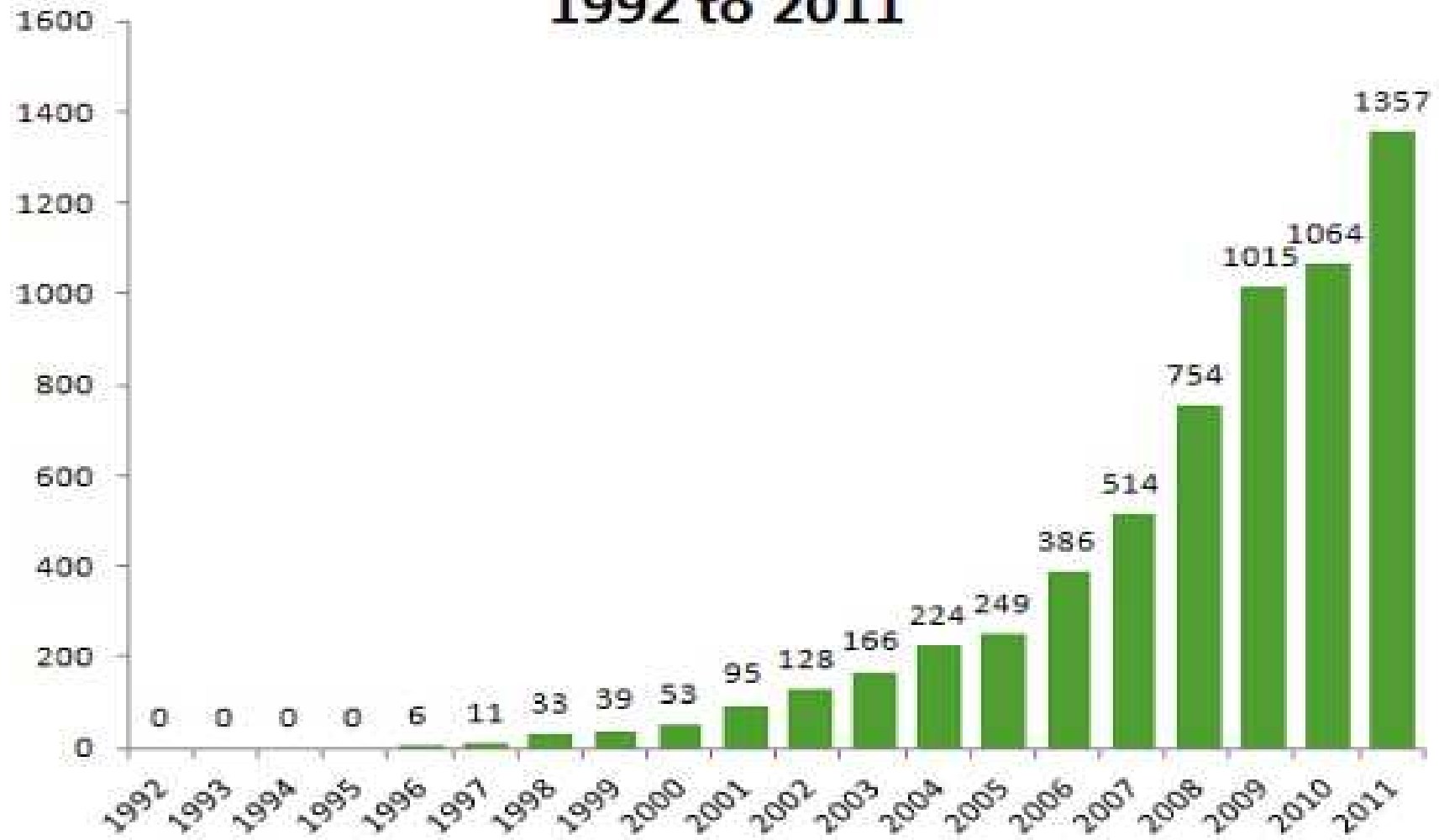


The EU Ecolabel was launched in 1992 when the European Community decided to develop a Europe-wide voluntary environmental scheme that consumers could trust. Since then, the number of products and services awarded the EU Ecolabel has increased every year.

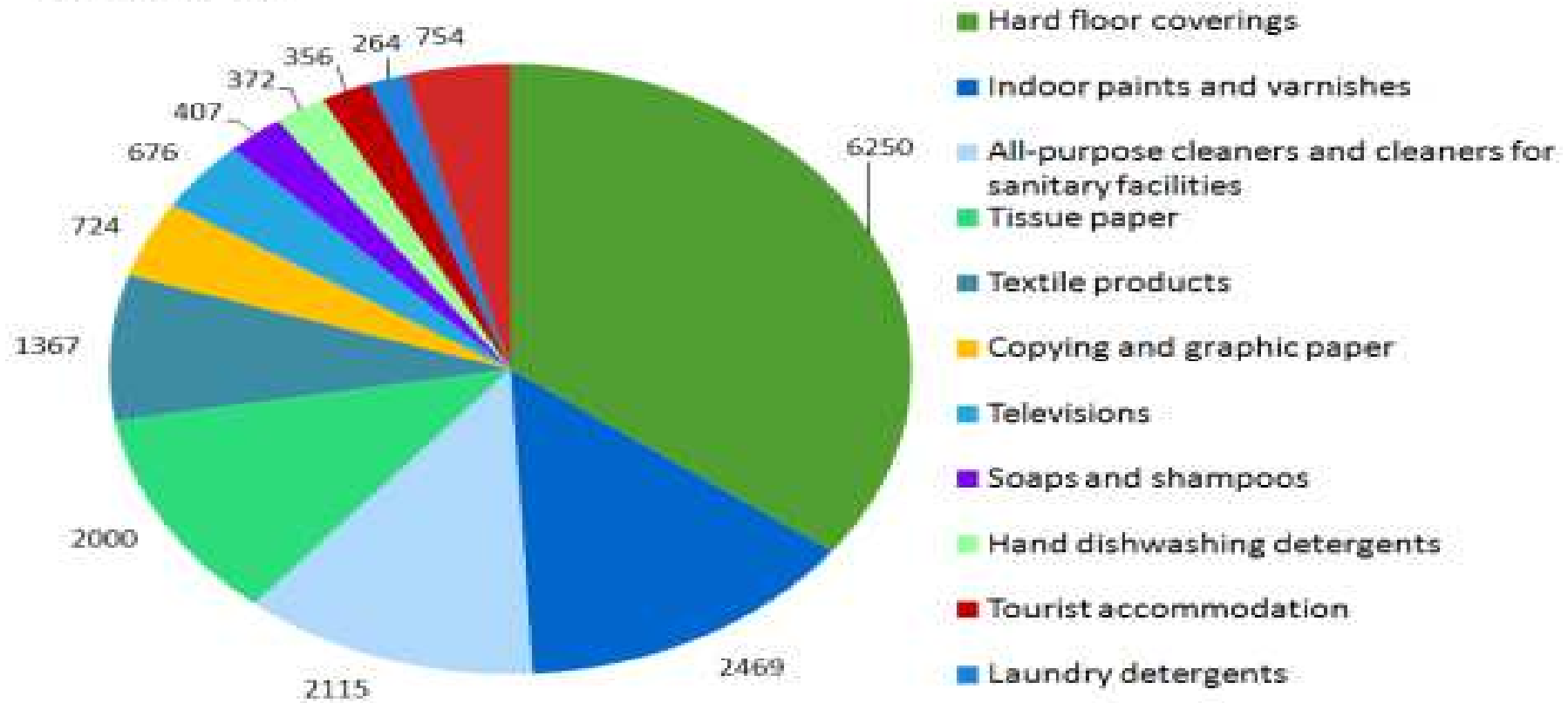


www.europa.eu.int/ecolabel

Total number of licences issued from 1992 to 2011

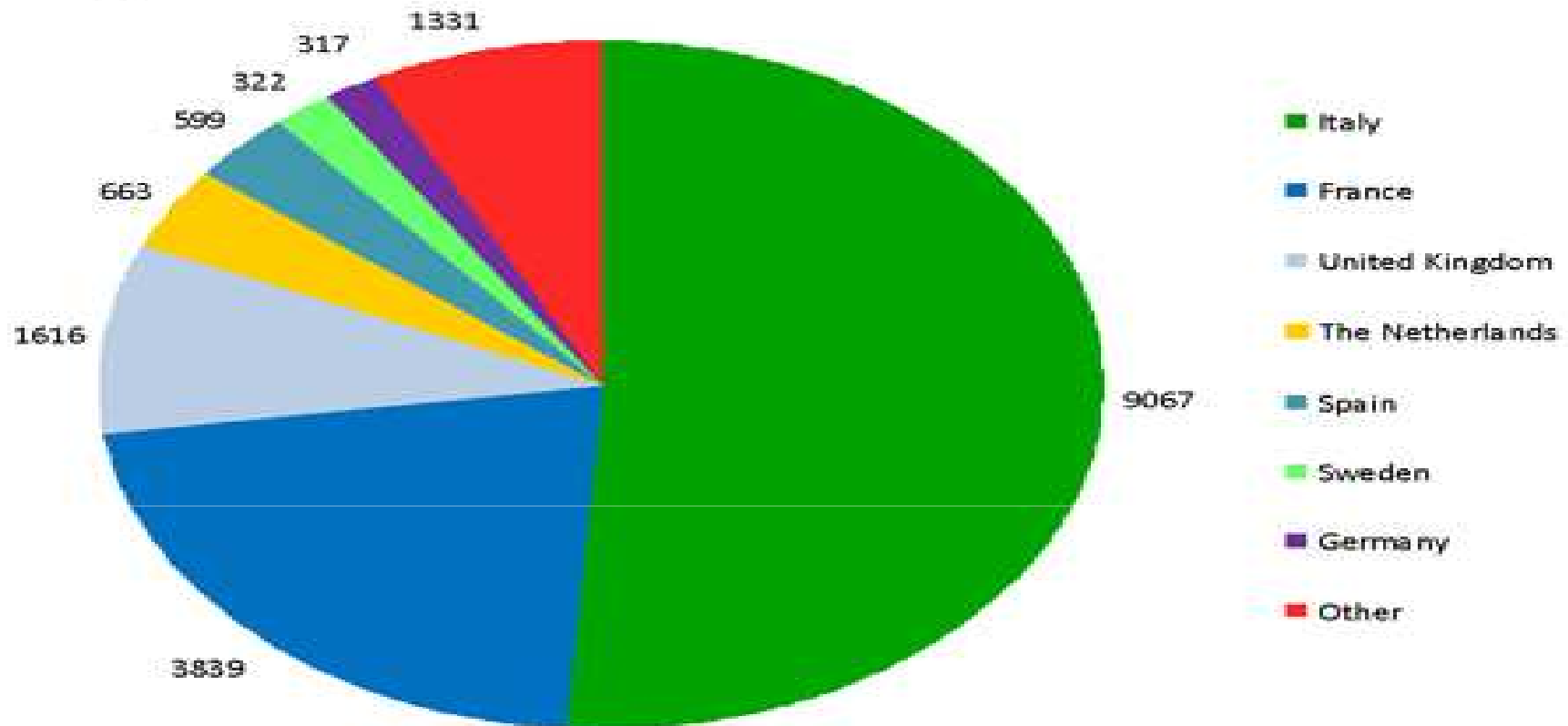


**Number of EU Ecolabelled Products per Product Group Category
(January 2012)**



The EU Ecolabel currently covers a huge range of products and services, all non-food and non-medical. Tissue paper and all-purpose cleaners each equate to around 10% of EU Ecolabel products, while indoor paints and varnishes make up nearly 14%. The largest product group is hard floor coverings, which total more than 33% of EU Ecolabel products. Meanwhile there are hundreds of TVs, soaps, and shampoos to be found.

Number of EU Ecolabel products issued per country (January 2012)



The EU Ecolabel has been awarded to the largest number of products in Italy, France and the UK. Italy has issued more than 50% of the total number of Ecolabel awards, while France and UK total 22% and 9% respectively. These are followed by the Netherlands and Spain. While these statistics refer to the awarding countries, EU Ecolabel products can be sold across the continent.

Eco label catalog



EU Ecolabelled Products and Services



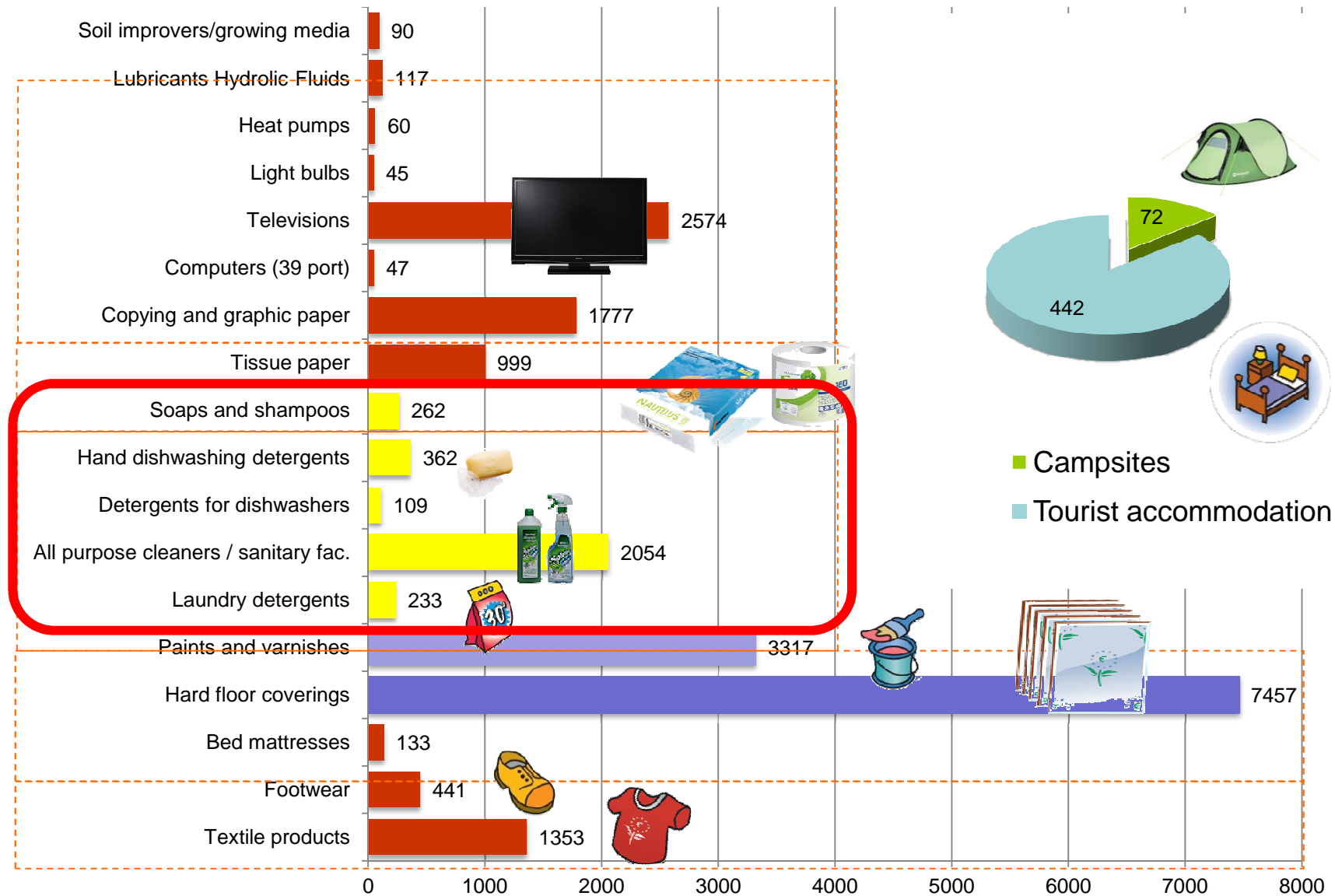
EU Ecolabel product groups in the field of cleaning

- All purpose and sanitary cleaners
- Dishwashing detergents (machine)
- Hand dishwashing detergents
- Laundry detergents
- Soaps and shampoos
- (Tissue paper)

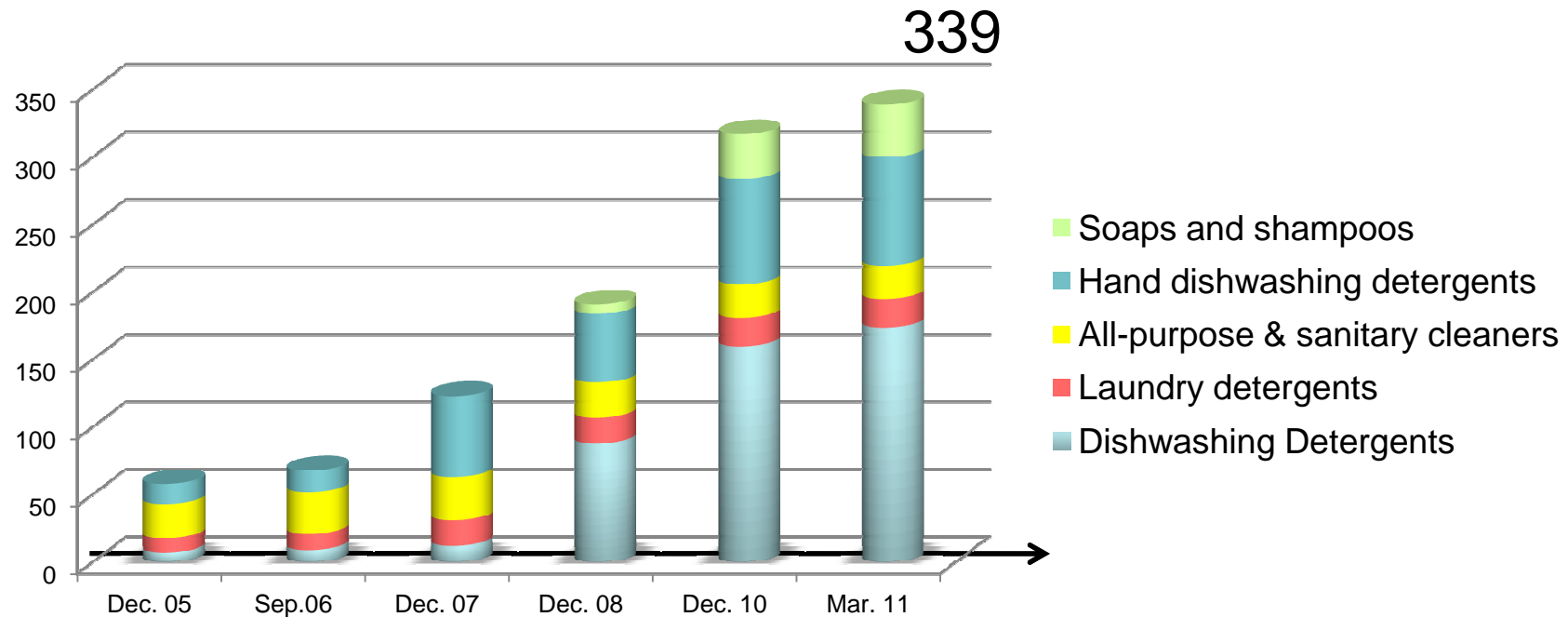
In the pipeline: Laundry detergents and detergents for dishwashers (**professional use**)



Products by product group



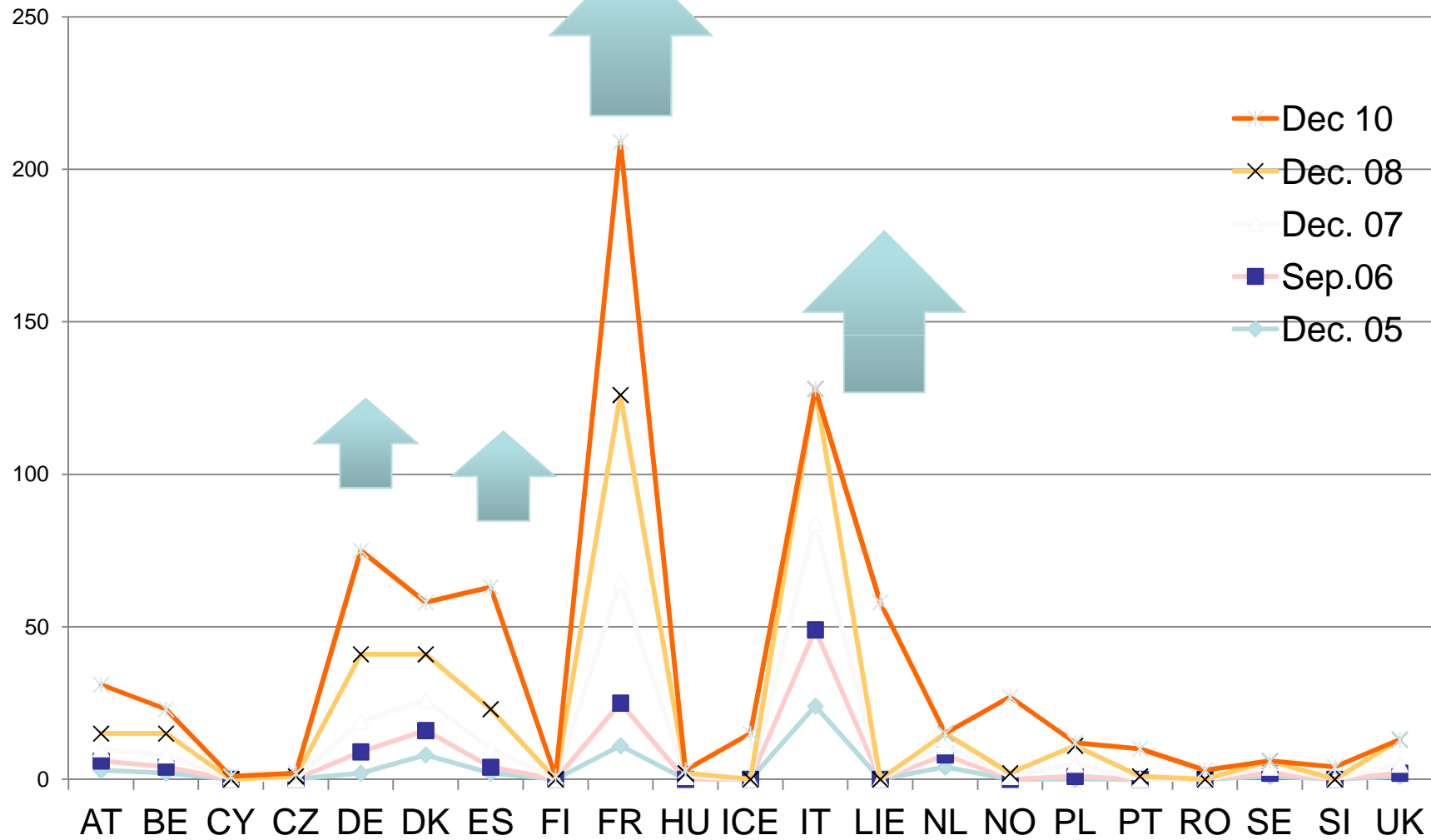
Development by PG



	Dec. 05	Sep.06	Dec. 07	Dec. 08	Dec. 10	Mar. 11
Dishwashing Detergents	7	9	12	88	160	174
Laundry detergents	11	12	19	19	21	21
All-purpose & sanitary cleaners	25	31	32	26	25	25
Hand dishwashing detergents	15	16	60	51	78	80
Soaps and shampoos				7	33	39
Cleaners total	58	68	123	191	317	339

Number of licences by cleaner's product groups until 31/3/2011

Cleaners by country





**Thank you for your
attention**



www.europa.eu.int/ecolabel